


A PARENT'S GUIDE TO THE PARENT CUE APP



Download the App for **FREE** from either the Google Play store for Android, or the App Store for iOS.

On the first screen you'll see when you open the App, accept whether you would like for Parent Cue to send you notifications.

If you say "yes," you can find out about updates to the App, as well as get encouragement once a week.



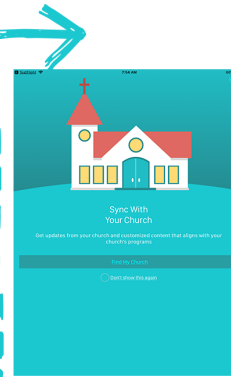
NEXT CLICK SIGN UP.

Create your account.
Enter your name.
Email Address.
Password.
And click Register

Check your email to validate your account.
(Don't see it? Make sure you check your Spam or Junk folder.)

In the email, click confirm email. You will then see a screen that says "Email verified."

Go back to the app and you will see a screen that says "Success. You have successfully verified your email and created an account." Click **CONTINUE**.



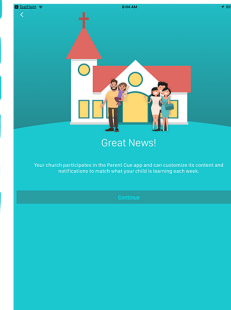
You then have the option to **SYNC WITH YOUR CHURCH**. This allows you to get specific content from your church. To move forward, click **FIND MY CHURCH**.

Or if you prefer to not sync with a church, you can simply select "**DON'T SHOW THIS AGAIN**" or **SKIP** in the upper right corner. *(If you change your mind later, you can always go in your settings and sync with a church.)*

If you allow Parent Cue to access your location, it will allow the App to pull up churches in your area to make your search easier. Or you can enter your Church Name and Location (City, State, Zip).

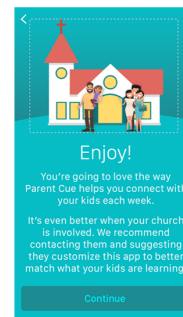
Select your church. If you have children or grandchildren who attend different churches, we'll give you the option to select different churches when you enter your kids in the app.

LOOK FOR OUR CHURCH BY ENTERING THIS INFO:

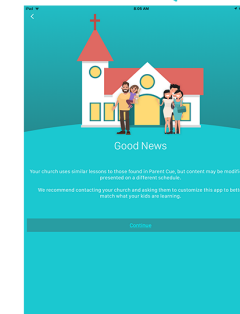


Once you have selected your church, if your church customizes content, you'll see the screen to the left with the message,

"Great News! Your church participates in the Parent Cue app and can customize its content and notifications to match what your child is learning each week."




And if your church doesn't customize content, you can still proceed, you'll just see this message: *"Good News. Your church uses similar lessons to those found in Parent Cue, but content may be modified or presented on a different schedule. We recommend contacting your church and asking them to customize this app to better match what your kids are learning."*



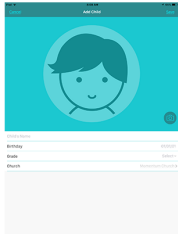
If you can't find your church, or decide not to select one, you can still use the App. Once you see this screen, simply press **Continue**.

FLIP THIS PAGE!






Now you can add in your kids.
Click Add child.



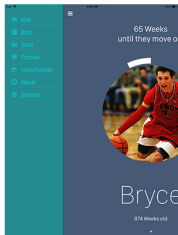
Enter your child's name.
Birthday. | Grade. | Church.
You have the option of selecting a different church for different children.

Why the personal info? Your child's age and grade help us provide age-specific content as well as information to help you understand the developmental phase your child is in.



You'll notice a few things on the screen.

In the top right corner is a bell. This is where your in-app notifications reside. If your church customizes content, you will receive specific messages from your church specifically for the age of your child.




In the top left corner you'll see three lines. Select this, and you will open up a menu of options including . . .

- a place to edit your kid(s)' information
- a link to the Parent Cue blog
- a link to the Parent Cue store
- a link to the Parent Cue podcast
- a way to tell other friends about the App
- Settings for your app



Select **SETTINGS**.

This is where you can change your information. If you are having issues with the App, you can contact us in this section as well.



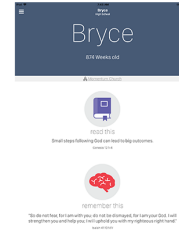
So now that you're all set up, what will you see every week?

At the top you will see the number of weeks until your child moves on. Graduations happen at different times for everyone. But at the end of summer, after graduation, every child moves on to their next—whether it's going away to school, joining the armed forces, starting a new job, or another adventure. Whether your child leaves your home or not, they are moving on to their next. And this number reflects that.

Why do we show it?

Because when you know how much time you have left, you tend to do more with the time you have now.

Next you'll find content that your church has provided, including memory verses, Bible stories, discussion starters, and cues or prompts to help you make the most of everyday moments.

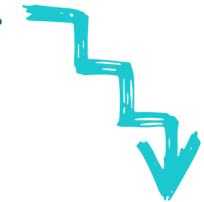


Finally, at the bottom of the screen, you will see content from The Phase Project in the section called "It's Just a Phase." This is specific to the age of your child, and gives you, as a parent, insight into your child's developmental stage.



Have more than one child entered in the App?

Simply swipe to the right to view the next child.



So that's the Parent Cue App. We hope you'll use this App to make the most of your everyday moments with your child. Whether you're sitting in a carpool line, waiting at practice, or sitting on the couch, our desire is to equip you with tools to have a conversation about faith with your child.

For more great resources to encourage, inspire, and equip you as a parent, visit www.TheParentCue.org.